

General Ledger Balances by Fund -- Month 12 (FY2025)

Parameters: Date Range: 12/1/2025-12/31/2025 Selected Funds: 158 Summary

Fund - Revenue Code	Beginning Balance	Cash Receipts	Void Checks	Transfer In	Tax Transfer In	Com Earned	Void Receipts	Warrants Paid	Transfer Out	Tax Transfer Out	Com Charged	Other Checks	Ending Balance
1000 General Fund	9,185,802.68	750,828.27	0.00	46,841.43	2,835,365.19	0.00	0.00	(1,527,002.17)	(129,425.98)	0.00	(31,778.55)	(634.71)	11,129,996.16
1002 Employee Insurance Fund	579,402.26	87,924.80	0.00	172,894.08	0.00	0.00	(35,020.29)	(369,413.97)	0.00	0.00	(38.39)	(35,202.36)	400,546.13
1003 Investment Fund	0.00	0.00	0.00	0.00	0.00	0.00	0.00	0.00	0.00	0.00	0.00	0.00	0.00
1005 Coronavirus Relief Fund	1,680,882.66	0.00	0.00	8,343.38	0.00	0.00	0.00	0.00	0.00	0.00	(166.87)	0.00	1,689,059.17
1007 Local Assistance Tribal Consistency Fund	0.00	0.00	0.00	0.00	0.00	0.00	0.00	0.00	0.00	0.00	0.00	0.00	0.00
1886 District Court Operations Fund	61,720.76	0.00	0.00	20,839.93	0.00	0.00	0.00	0.00	0.00	0.00	(7.41)	0.00	82,553.28
1887 Critical Facility Generator Project Grant	0.00	0.00	0.00	0.00	0.00	0.00	0.00	0.00	0.00	0.00	0.00	0.00	0.00
1890 Jacob Kade Holliday Restitution Fund	137,737.08	330.56	0.00	684.13	0.00	0.00	0.00	0.00	(684.13)	0.00	0.00	0.00	138,067.64
1892 Capital Fund	3,497,027.53	45,068.96	0.00	39,558.08	0.00	0.00	0.00	(28,820.26)	0.00	0.00	(1,636.93)	0.00	3,551,197.38
1896 Unclaimed Property Fund	328,896.46	0.00	0.00	0.00	0.00	0.00	0.00	0.00	0.00	0.00	0.00	0.00	328,896.46
2000 Road Fund	10,269,271.99	491,899.09	0.00	51,367.98	314,215.59	0.00	0.00	(404,734.43)	(30,101.30)	0.00	(15,275.79)	(183.17)	10,676,459.96
2001 Road Investment Fund	0.00	0.00	0.00	0.00	0.00	0.00	0.00	0.00	0.00	0.00	0.00	0.00	0.00
2003 Additional Motor Fuel Tax Fund (Act 416 of	71,669.70	25,236.50	0.00	442.87	0.00	0.00	0.00	0.00	0.00	0.00	(513.59)	0.00	96,835.48
2996 State Hazard Mitigation Grant	0.00	0.00	0.00	0.00	0.00	0.00	0.00	0.00	0.00	0.00	0.00	0.00	0.00
2998 Crowley's Ridge Gravel Trail TAP Grant	0.00	0.00	0.00	0.00	0.00	0.00	0.00	0.00	0.00	0.00	0.00	0.00	0.00
3000 Treasurer's Automation Fund	130,592.53	20.56	0.00	630.79	0.00	0.00	0.00	(6,908.77)	(455.80)	0.00	0.00	0.00	123,879.31
3001 Collector Automation Fund	230,597.83	34.82	0.00	1,298.08	460,146.08	0.00	0.00	(25,818.72)	(2,872.04)	0.00	(26.66)	0.00	663,359.39
3002 Circuit Court Automation (Act 1262)Fund	86,253.19	1,324.41	0.00	433.87	0.00	0.00	0.00	0.00	0.00	0.00	(35.17)	0.00	87,976.30
3003 WD District Court Automation Fund	423,584.36	6,324.71	0.00	2,125.79	0.00	0.00	0.00	(164.64)	0.00	0.00	(169.01)	0.00	431,701.21
3004 Assessor's Amendment No. 79 Fund	216,487.89	8.62	0.00	1,074.59	0.00	0.00	0.00	0.00	0.00	0.00	(21.66)	0.00	217,549.44
3005 County Clerk's Cost Fund	50,119.50	3,999.76	0.00	260.79	0.00	0.00	0.00	(650.48)	0.00	0.00	(85.22)	0.00	53,644.35
3006 Recorder's Cost Fund	53,494.55	56,875.43	0.00	334.83	0.00	0.00	0.00	(83,864.21)	(6,076.18)	0.00	(1,144.21)	0.00	19,620.21
3008 County Library Fund	0.00	0.00	0.00	0.00	84,473.43	0.00	0.00	(83,182.12)	0.00	0.00	(1,251.51)	(39.80)	0.00
3012 Child Support Cost Fund	14,919.03	333.43	0.00	73.82	0.00	0.00	0.00	(468.00)	0.00	0.00	(8.15)	0.00	14,850.13
3014 Communication Facility & Equipment Fund	417,900.17	29,404.50	0.00	11,317.95	0.00	0.00	0.00	(9,558.68)	0.00	0.00	(810.63)	0.00	448,253.31
3015 Drug Control Fund	22,844.47	0.00	0.00	113.39	0.00	0.00	0.00	0.00	0.00	0.00	(2.27)	0.00	22,955.59
3017 Jail Operation and Maintenance Fund	211,570.36	18,805.77	0.00	1,120.06	0.00	0.00	0.00	(202.75)	0.00	0.00	(395.44)	0.00	230,898.00
3018 County Detention Facility Fund	16,190.14	1,033.31	0.00	83.57	0.00	0.00	0.00	(267.98)	0.00	0.00	(22.34)	0.00	17,016.70
3019 Boating Safety Fund	50,124.91	50.91	0.00	248.88	0.00	0.00	0.00	0.00	0.00	0.00	(6.00)	0.00	50,418.70
3020 Emergency 911 Fund	202,547.06	993.04	0.00	1,002.74	0.00	0.00	0.00	(1,483.84)	0.00	0.00	(39.92)	0.00	203,019.08
3022 Emergency Vehicle Fund	44,018.47	696.49	0.00	666.33	0.00	0.00	0.00	0.00	0.00	0.00	(18.38)	0.00	45,362.91
3024 Public Defender (17-19-301) Fund	66,097.99	582.90	0.00	330.74	0.00	0.00	0.00	0.00	0.00	0.00	(18.27)	0.00	66,993.36
3026 Indigent Criminal Defense Fund	198,530.27	67.95	0.00	6,972.27	0.00	0.00	0.00	(8,933.58)	(1,325.58)	0.00	(20.96)	0.00	195,290.37
3028 Adult Drug Court Fund	10,545.50	3.31	0.00	52.35	0.00	0.00	0.00	0.00	0.00	0.00	(1.12)	0.00	10,600.04
3029 Public Safety Fund	400.13	8.93	0.00	2.02	0.00	0.00	0.00	0.00	0.00	0.00	(0.22)	0.00	410.86
3031 Juvenile Probation Fee Fund	94,741.31	2,724.01	0.00	471.81	0.00	0.00	0.00	(3,150.88)	0.00	0.00	(63.92)	0.00	94,722.33
3039 Circuit Clerk Commission Fee Fund	37,288.43	272.36	0.00	186.37	0.00	0.00	0.00	0.00	0.00	0.00	(9.18)	0.00	37,737.98
3042 Assessor's Late Assessment Fee Fund	51,465.63	57.63	0.00	251.08	732.96	0.00	0.00	(1,277.59)	0.00	0.00	(14.58)	0.00	51,215.13
3045 District Court Specialty Court Fund	48,878.83	638.18	0.00	239.44	0.00	0.00	0.00	(1,535.60)	0.00	0.00	(17.55)	0.00	48,203.30

General Ledger Balances by Fund -- Month 12 (FY2025)

1/2/2026 10:07 AM
Report Code: 3 - Full

Parameters: Date Range: 12/1/2025-12/31/2025 Selected Funds: 158 Summary

Fund - Revenue Code	Beginning Balance	Cash Receipts	Void Checks	Transfer In	Tax Transfer In	Com Earned	Void Receipts	Warrants Paid	Transfer Out	Tax Transfer Out	Com Charged	Other Checks	Ending Balance
3046 American Rescue Plan Fund	4,489,823.15	0.00	0.00	22,262.88	0.00	0.00	0.00	(5,800.00)	(22,262.88)	0.00	0.00	0.00	4,484,023.15
3048 Adult Drug Court - Opioid Settlement	30,877.44	0.00	0.00	153.27	0.00	0.00	0.00	0.00	0.00	0.00	(3.07)	0.00	31,027.64
3414 Juvenile Court Drug Court Fee Fund	0.00	0.00	0.00	0.00	0.00	0.00	0.00	0.00	0.00	0.00	0.00	0.00	0.00
3490 Sheriff D.A.R.E. Account Fund	8,023.18	22.07	0.00	32.59	0.00	0.00	0.00	(3,023.63)	0.00	0.00	(1.09)	0.00	5,053.12
3492 Sheriff Federal Drug Forfeiture Fund	4,876.47	2.73	0.00	24.22	0.00	0.00	0.00	0.00	0.00	0.00	(0.48)	0.00	4,902.94
3494 ED District Court Automation Fund	44,766.35	593.12	0.00	224.08	0.00	0.00	0.00	(137.34)	0.00	0.00	(16.34)	0.00	45,429.87
3498 County Jail Fund	830,386.86	0.00	0.00	12,693.81	0.00	0.00	0.00	0.00	0.00	0.00	(82.98)	0.00	842,997.69
3501 Juvenile Detention Facilities Grant Fund	17,071.74	60.73	0.00	0.00	0.00	0.00	0.00	(4,142.71)	0.00	0.00	0.00	0.00	12,989.76
3508 Juvenile Officer Supplemental Funding	8,930.00	0.00	0.00	0.00	0.00	0.00	0.00	0.00	0.00	0.00	0.00	0.00	8,930.00
3518 Byrne JAG Grant	0.00	35.76	0.00	0.00	0.00	0.00	0.00	0.00	0.00	0.00	0.00	0.00	35.76
3519 VTC Innovations Grant	0.00	0.00	0.00	0.00	0.00	0.00	0.00	0.00	0.00	0.00	0.00	0.00	0.00
3521 Homeland Security Grant Program	(53,481.72)	52,456.09	0.00	0.00	0.00	0.00	0.00	0.00	0.00	0.00	0.00	0.00	(1,025.63)
3522 Veterans Treatment Court Discretionary Gra	(1,095.90)	4,485.26	0.00	0.00	0.00	0.00	0.00	(3,342.15)	0.00	0.00	0.00	0.00	47.21
3523 STAR Court Adult Treatment Court Discreti	(4,765.10)	15,969.44	0.00	0.00	0.00	0.00	0.00	(10,948.27)	(455.80)	0.00	0.00	0.00	(199.73)
3524 Veterans Court Peer Recovery Program	0.00	0.00	0.00	0.00	0.00	0.00	0.00	0.00	0.00	0.00	0.00	0.00	0.00
3525 Mental Health Court Peer Recovery Progra	0.00	0.00	0.00	0.00	0.00	0.00	0.00	0.00	0.00	0.00	0.00	0.00	0.00
3526 STAR Court Peer Recovery Program	5,464.93	0.00	0.00	0.00	0.00	0.00	0.00	(3,481.34)	(911.60)	0.00	0.00	0.00	1,071.99
3527 Supplemental Juvenile Court Funding	9,037.87	1.77	0.00	0.00	0.00	0.00	0.00	0.00	0.00	0.00	0.00	0.00	9,039.64
3529 AR Opioid Overdose Response Team Fundi	0.00	10.09	0.00	0.00	0.00	0.00	0.00	0.00	0.00	0.00	0.00	0.00	10.09
3530 DPS Public Safety Equipment Grant (Act 7	0.00	0.00	0.00	0.00	0.00	0.00	0.00	0.00	0.00	0.00	0.00	0.00	0.00
3532 BJA FY22 Adult Drug Court Discretionary G	(1,095.90)	21,250.33	0.00	0.00	0.00	0.00	0.00	(13,242.32)	0.00	0.00	0.00	0.00	6,912.11
3533 Craighead County Safe Room Project	306,909.12	0.00	0.00	0.00	0.00	0.00	0.00	0.00	0.00	0.00	0.00	0.00	306,909.12
3535 Accountability Court Grant Adult Drug Cour	0.00	0.00	0.00	0.00	0.00	0.00	0.00	0.00	0.00	0.00	0.00	0.00	0.00
3536 SRT Body Worn Camera Grant	0.00	0.00	0.00	0.00	0.00	0.00	0.00	0.00	0.00	0.00	0.00	0.00	0.00
3537 FY21 Connect & Protect: LE Behavioral Hea	0.00	41.07	0.00	0.00	0.00	0.00	0.00	0.00	0.00	0.00	0.00	0.00	41.07
3549 Craighead County STAR Court Grant	0.00	9,475.89	0.00	0.00	0.00	0.00	0.00	(9,488.04)	0.00	0.00	0.00	0.00	(12.15)
3578 District Court DWI Court Fund	(1,557.15)	2,098.71	0.00	0.00	0.00	0.00	0.00	0.00	0.00	0.00	0.00	0.00	541.56
3583 Court Improvement Program (CIP) Grant	10,000.00	0.00	0.00	0.00	0.00	0.00	0.00	0.00	0.00	0.00	0.00	0.00	10,000.00
3587 Arkansas Historic Preservation Program Gr	0.00	0.00	0.00	0.00	0.00	0.00	0.00	0.00	0.00	0.00	0.00	0.00	0.00
3589 Crisis Stabilization Unit Grant Fund	90,000.00	90,000.00	0.00	0.00	0.00	0.00	0.00	(180,000.00)	0.00	0.00	0.00	0.00	0.00
3591 Rural Community Grant Prog / Brookland Fi	0.00	0.00	0.00	0.00	0.00	0.00	0.00	0.00	0.00	0.00	0.00	0.00	0.00
3594 Project Lifesaver (Alzheimers) Fund	0.75	0.00	0.00	0.00	0.00	0.00	0.00	0.00	0.00	0.00	0.00	0.00	0.75
3598 Court House Security Grant Fund	0.00	0.00	0.00	0.00	0.00	0.00	0.00	0.00	0.00	0.00	0.00	0.00	0.00
3599 Local Law Enforcement Equipment Grant P	0.00	0.00	0.00	0.00	0.00	0.00	0.00	0.00	0.00	0.00	0.00	0.00	0.00
6000 Treasurer's Commission Fund	1,055,657.41	0.00	0.00	5,398.23	0.00	84,967.02	0.00	0.00	0.00	0.00	0.00	0.00	1,146,022.66
6001 Collector's Commission Fund	0.00	0.00	0.00	0.00	4,601,460.80	0.00	0.00	0.00	0.00	(4,601,460.80)	0.00	0.00	0.00
6002 Collector's Unapportioned Fund	10,782,948.60	8,420.03	0.00	0.00	0.00	0.00	0.00	0.00	0.00	(10,791,368.63)	0.00	0.00	0.00
6003 Property Tax Relief Fund	1,125,267.72	56,614.32	0.00	0.00	0.00	0.00	0.00	0.00	0.00	(1,181,882.04)	0.00	0.00	0.00
6004 Delinquent Personal Tax Fund	0.00	1,144,541.88	0.00	0.00	0.00	0.00	0.00	0.00	0.00	(1,144,541.88)	0.00	0.00	0.00

General Ledger Balances by Fund -- Month 12 (FY2025)

1/2/2026 10:07 AM
Report Code: 3 - Full

Parameters: Date Range: 12/1/2025-12/31/2025 Selected Funds: 158 Summary

Fund - Revenue Code	Beginning Balance	Cash Receipts	Void Checks	Transfer In	Tax Transfer In	Com Earned	Void Receipts	Warrants Paid	Transfer Out	Tax Transfer Out	Com Charged Other Checks	Ending Balance
6005 Delinquent Real Estate Tax Fund	0.00	870,338.19	0.00	0.00	0.00	0.00	0.00	0.00	0.00	(870,338.19)	0.00	0.00
6006 Timber Tax Fund	4,302.27	0.00	0.00	9.75	542.89	0.00	0.00	0.00	0.00	0.00	(8.77)	(4,836.59)
6008 State Land Sales Fund	0.00	13,125.58	0.00	0.00	0.00	0.00	0.00	0.00	0.00	(13,125.58)	0.00	0.00
6009 Law Library Fund	69,185.22	10.17	0.00	3,893.15	0.00	0.00	0.00	(4,117.85)	0.00	0.00	(7.04)	68,963.65
6010 Administration of Justice Fund	0.00	124,411.52	0.00	0.00	0.00	0.00	0.00	0.00	(42,663.13)	0.00	(2,488.23)	(79,260.16)
6011 Interest Fund	0.00	172,251.55	0.00	0.00	0.00	0.00	0.00	0.00	(172,251.55)	0.00	0.00	0.00
6013 Common School Fund	0.00	0.00	0.00	0.00	0.00	0.00	0.00	0.00	0.00	0.00	0.00	0.00
6016 County Fire Protection Premium Tax Fund	0.00	0.00	0.00	0.00	0.00	0.00	0.00	0.00	0.00	0.00	0.00	0.00
6017 County Sheriff's Office Fund	0.00	9,250.68	0.00	0.00	0.00	0.00	0.00	0.00	(9,136.48)	0.00	(2.28)	(111.92)
6400 Jonesboro Public Library Fund	0.00	0.00	0.00	0.00	201,203.39	0.00	0.00	(198,227.63)	0.00	0.00	(2,856.88)	(118.88)
6450 Interlocal Agreement (ASP tickets)	0.00	133.90	0.00	0.00	0.00	0.00	0.00	0.00	(133.90)	0.00	0.00	0.00
6494 Craighead County Multipurpose Improve	130,000.00	0.00	0.00	0.00	0.00	0.00	0.00	0.00	0.00	0.00	0.00	130,000.00
6496 Justice Fund	0.00	3,705.41	0.00	0.00	0.00	0.00	0.00	0.00	0.00	0.00	0.00	(3,705.41)
6498 Victim Witness Fund	5,799.27	0.00	0.00	3,673.73	0.00	0.00	0.00	0.00	0.00	0.00	(0.23)	(5,799.27)
6500 Brookland Fire Department Fund	0.00	0.00	0.00	0.00	12,870.86	0.00	0.00	0.00	0.00	0.00	(224.44)	(12,646.42)
6510 Southridge Fire Department Fund	0.00	0.00	0.00	0.00	8,659.66	0.00	0.00	0.00	0.00	0.00	(151.69)	(8,507.97)
6520 Philadelphia Fire Department Fund	0.00	0.00	0.00	0.00	8,996.60	0.00	0.00	0.00	0.00	0.00	(159.58)	(8,837.02)
6530 Bono Fire Department Fund	0.00	0.00	0.00	0.00	15,303.23	0.00	0.00	0.00	0.00	0.00	(266.50)	(15,036.73)
6540 Valley View Fire Department Fund	0.00	0.00	0.00	0.00	3,465.59	0.00	0.00	0.00	0.00	0.00	(61.35)	(3,404.24)
6550 Egypt Fire Department Fund	0.00	0.00	0.00	0.00	298.20	0.00	0.00	0.00	0.00	0.00	(5.27)	(292.93)
6560 Cash Fire Department Fund	0.00	0.00	0.00	0.00	1,135.38	0.00	0.00	0.00	0.00	0.00	(20.14)	(1,115.24)
6570 Lake City Fire Department Fund	0.00	0.00	0.00	0.00	2,360.94	0.00	0.00	0.00	0.00	0.00	(42.51)	(2,318.43)
6600 City Of Jonesboro Fund	0.00	0.00	0.00	133.90	0.00	0.00	0.00	0.00	(6.70)	0.00	(2.68)	(124.52)
6602 City of Jonesboro Street Fund	0.00	0.00	0.00	0.00	246,644.79	0.00	0.00	0.00	0.00	0.00	(3,462.24)	(243,182.55)
6605 Jonesboro Police Pension Fund	0.00	0.00	0.00	0.00	112,954.17	0.00	0.00	0.00	0.00	0.00	(1,675.49)	(111,278.68)
6606 Jonesboro Firemen's Pension Fund	0.00	0.00	0.00	0.00	112,954.17	0.00	0.00	0.00	0.00	0.00	(1,675.49)	(111,278.68)
6608 Jonesboro City Liens Fund	0.00	0.00	0.00	0.00	1,150.00	0.00	0.00	0.00	0.00	0.00	(23.00)	(1,127.00)
6610 City Of Black Oak Fund	0.00	0.00	0.00	0.00	1,042.36	0.00	0.00	0.00	0.00	0.00	(17.43)	(1,024.93)
6612 City of Black Oak Street Fund	0.00	0.00	0.00	0.00	584.84	0.00	0.00	0.00	0.00	0.00	(9.89)	(574.95)
6620 City Of Bono Fund	0.00	0.00	0.00	0.00	10,358.98	0.00	0.00	0.00	0.00	0.00	(158.69)	(10,200.29)
6622 City of Bono Street Fund	0.00	0.00	0.00	0.00	5,338.37	0.00	0.00	0.00	0.00	0.00	(81.31)	(5,257.06)
6630 City Of Brookland Fund	0.00	0.00	0.00	0.00	6.08	0.00	0.00	0.00	0.00	0.00	(0.12)	(5.96)
6632 City of Brookland Street Fund	0.00	0.00	0.00	0.00	10,343.61	0.00	0.00	0.00	0.00	0.00	(165.64)	(10,177.97)
6638 Brookland City Liens Fund	0.00	0.00	0.00	0.00	0.00	0.00	0.00	0.00	0.00	0.00	0.00	0.00
6640 City Of Caraway Fund	0.00	0.00	0.00	0.00	3,564.86	0.00	0.00	0.00	0.00	0.00	(61.50)	(3,503.36)
6642 City of Caraway Street Fund	0.00	0.00	0.00	0.00	1,937.85	0.00	0.00	0.00	0.00	0.00	(33.04)	(1,904.81)
6650 City Of Cash Fund	0.00	0.00	0.00	0.00	616.45	0.00	0.00	0.00	0.00	0.00	(10.13)	(606.32)
6652 City of Cash Street Fund	0.00	0.00	0.00	0.00	491.51	0.00	0.00	0.00	0.00	0.00	(8.39)	(483.12)
6660 City Of Egypt Fund	0.00	0.00	0.00	0.00	311.49	0.00	0.00	0.00	0.00	0.00	(4.94)	(306.55)

General Ledger Balances by Fund -- Month 12 (FY2025)

Parameters: Date Range: 12/1/2025-12/31/2025 Selected Funds: 158 Summary

Fund - Revenue Code	Beginning Balance	Cash Receipts	Void Checks	Transfer In	Tax Transfer In	Com Earned	Void Receipts	Warrants Paid	Transfer Out	Tax Transfer Out	Com Charged	Other Checks	Ending Balance
6662 City of Egypt Street Fund	0.00	0.00	0.00	0.00	215.13	0.00	0.00	0.00	0.00	0.00	(3.45)	(211.68)	0.00
6670 City Of Bay Fund	0.00	0.00	0.00	0.00	9,437.16	0.00	0.00	0.00	0.00	0.00	(144.61)	(9,292.55)	0.00
6672 City of Bay Street Fund	0.00	0.00	0.00	0.00	3,695.25	0.00	0.00	0.00	0.00	0.00	(62.33)	(3,632.92)	0.00
6680 City Of Lake City Fund	0.00	0.00	0.00	0.00	7,672.60	0.00	0.00	0.00	0.00	0.00	(126.33)	(7,546.27)	0.00
6682 City of Lake City Street Fund	0.00	0.00	0.00	0.00	4,910.14	0.00	0.00	0.00	0.00	0.00	(80.41)	(4,829.73)	0.00
6690 City Of Monette Fund	0.00	0.00	0.00	0.00	7,925.57	0.00	0.00	0.00	0.00	0.00	(130.63)	(7,794.94)	0.00
6692 City of Monette Street Fund	0.00	0.00	0.00	0.00	6,297.95	0.00	0.00	0.00	0.00	0.00	(106.45)	(6,191.50)	0.00
6700 Jonesboro School Fund	0.00	0.00	0.00	0.00	2,313,175.72	0.00	0.00	0.00	0.00	0.00	(3,866.90)	(2,309,308.82)	0.00
6710 Brookland School Fund	0.00	0.00	0.00	0.00	1,089,641.23	0.00	0.00	0.00	0.00	0.00	(1,855.06)	(1,087,786.17)	0.00
6720 Greene County Tech School Fund	0.00	0.00	0.00	0.00	27,646.83	0.00	0.00	0.00	0.00	0.00	(54.71)	(27,592.12)	0.00
6730 Bay School Fund	0.00	0.00	0.00	0.00	242,844.62	0.00	0.00	0.00	0.00	0.00	(440.31)	(242,404.31)	0.00
6740 Riverside School Fund	0.00	0.00	0.00	0.00	302,803.92	0.00	0.00	0.00	0.00	0.00	(552.31)	(302,251.61)	0.00
6750 Buffalo Island Central School Fund	0.00	0.00	0.00	0.00	269,677.60	0.00	0.00	0.00	0.00	0.00	(512.74)	(269,164.86)	0.00
6760 Nettleton School Fund	0.00	0.00	0.00	0.00	3,202,147.79	0.00	0.00	0.00	0.00	0.00	(5,504.22)	(3,196,643.57)	0.00
6770 Valley View School Fund	0.00	0.00	0.00	0.00	1,419,090.59	0.00	0.00	0.00	0.00	0.00	(2,335.41)	(1,416,755.18)	0.00
6780 Westside School Fund	0.00	0.00	0.00	0.00	556,560.62	0.00	0.00	0.00	0.00	0.00	(916.03)	(555,644.59)	0.00
6800 Buffalo Island Drainage District Fund	0.00	0.00	0.00	0.00	9,620.37	0.00	0.00	0.00	0.00	0.00	(156.02)	(9,464.35)	0.00
6802 Improvement District #19 Fund	4,136.61	0.00	0.00	0.00	442.93	0.00	0.00	0.00	0.00	0.00	(7.07)	(4,572.47)	0.00
6804 Improvement District #20 Fund	0.00	0.00	0.00	0.00	1,018.72	0.00	0.00	0.00	0.00	0.00	(16.65)	(1,002.07)	0.00
6806 Improvement District #25 Fund	0.00	0.00	0.00	0.00	660.44	0.00	0.00	0.00	0.00	0.00	(10.56)	(649.88)	0.00
6808 Sub #2 To #25 Fund	0.00	0.00	0.00	0.00	1,372.90	0.00	0.00	0.00	0.00	0.00	(21.95)	(1,350.95)	0.00
6810 Improvement District #27 Fund	0.00	0.00	0.00	0.00	423.41	0.00	0.00	0.00	0.00	0.00	(7.36)	(416.05)	0.00
6814 Improvement District #29 Fund	0.00	0.00	0.00	0.00	6,721.80	0.00	0.00	0.00	0.00	0.00	(112.37)	(6,609.43)	0.00
6818 Improvement District #31 Fund	0.00	0.00	0.00	0.00	676.26	0.00	0.00	0.00	0.00	0.00	(11.31)	(664.95)	0.00
6820 Sub #1 To #28 Fund	0.00	0.00	0.00	0.00	931.66	0.00	0.00	0.00	0.00	0.00	(15.15)	(916.51)	0.00
6822 Improvement District #32 Fund	0.00	0.00	0.00	0.00	48.51	0.00	0.00	0.00	0.00	0.00	(0.82)	(47.69)	0.00
6824 Improvement District #33 Fund	0.00	0.00	0.00	0.00	486.70	0.00	0.00	0.00	0.00	0.00	(6.80)	(479.90)	0.00
6826 Improvement District #34 Fund	0.00	0.00	0.00	0.00	259.95	0.00	0.00	0.00	0.00	0.00	(4.61)	(255.34)	0.00
6828 Improvement District #35 Fund	1,164.91	0.00	0.00	0.00	112.11	0.00	0.00	0.00	0.00	0.00	(1.79)	0.00	1,275.23
6830 Improvement District #38 Fund	0.00	0.00	0.00	0.00	557.81	0.00	0.00	0.00	0.00	0.00	(8.88)	(548.93)	0.00
6832 Sub #1 To 1st Slough Fund	11,722.18	0.00	0.00	0.00	1,305.05	0.00	0.00	0.00	0.00	0.00	(20.81)	(13,006.42)	0.00
6834 Cache River Improvement Fund	37,332.46	0.00	0.00	0.00	4,221.47	0.00	0.00	0.00	0.00	0.00	(67.57)	(41,486.36)	0.00
6835 Cache River Flat Tax Fund	200,907.28	0.00	0.00	0.00	22,641.77	0.00	0.00	0.00	0.00	0.00	(8.18)	(223,540.87)	0.00
6836 Big Creek Watershed Fund	0.00	0.00	0.00	0.00	1,819.09	0.00	0.00	0.00	0.00	0.00	(29.45)	(1,789.64)	0.00
6838 Willow Slough Improvement District Fund	0.00	0.00	0.00	0.00	106.90	0.00	0.00	0.00	0.00	0.00	(1.71)	(105.19)	0.00
6840 Sub #1 To #25 Fund	0.00	0.00	0.00	0.00	73.25	0.00	0.00	0.00	0.00	0.00	(1.17)	(72.08)	0.00
6842 Poinsett Watershed Imp District Fund	3,601.49	0.00	0.00	0.00	519.78	0.00	0.00	0.00	0.00	0.00	(8.38)	(4,112.89)	0.00
6844 St Francis Levee District Fund	0.00	0.00	0.00	0.00	20,513.50	0.00	0.00	0.00	0.00	0.00	(340.74)	(20,172.76)	0.00
6846 Improvement District #15 Fund	0.00	0.00	0.00	0.00	1,136.22	0.00	0.00	0.00	0.00	0.00	(18.25)	(1,117.97)	0.00

General Ledger Balances by Fund -- Month 12 (FY2025)

1/2/2026 10:07 AM
Report Code: 3 - Full

Parameters: Date Range: 12/1/2025-12/31/2025 Selected Funds: 158 Summary


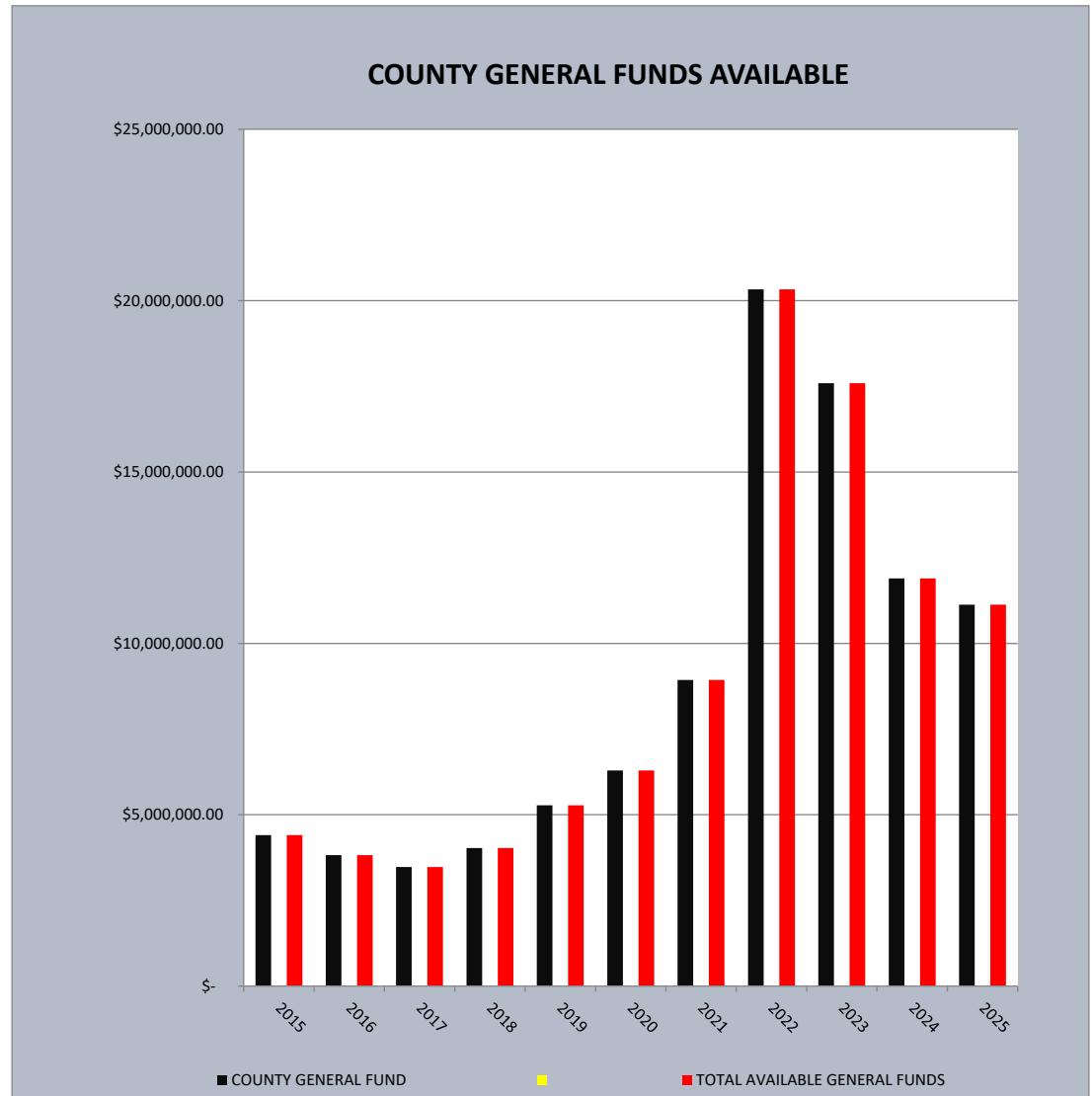
Fund - Revenue Code	Beginning Balance	Cash Receipts	Void Checks	Transfer In	Tax Transfer In	Com Earned	Void Receipts	Warrants Paid	Transfer Out	Tax Transfer Out	Com Charged	Other Checks	Ending Balance
6848 Downtown Business Improvement District	0.00	0.00	0.00	0.00	3,773.48	0.00	0.00	0.00	0.00	0.00	(8.77)	(3,764.71)	0.00
6850 Craighead Co Prop Owner's Multipurpose I	0.00	0.00	0.00	0.00	0.00	0.00	0.00	0.00	0.00	0.00	0.00	0.00	0.00
Totals for All Funds	47,717,801.18	\$4,124,855.50	\$0.00	\$418,763.05	\$18,602,717.12	\$84,967.02	(\$35,020.29)	(\$2,993,389.95)	(\$418,763.05)	(\$18,602,717.12)	(\$84,967.02)	(\$10,466,286.23)	38,347,960.21

Craighead County, Arkansas

General Funds Available

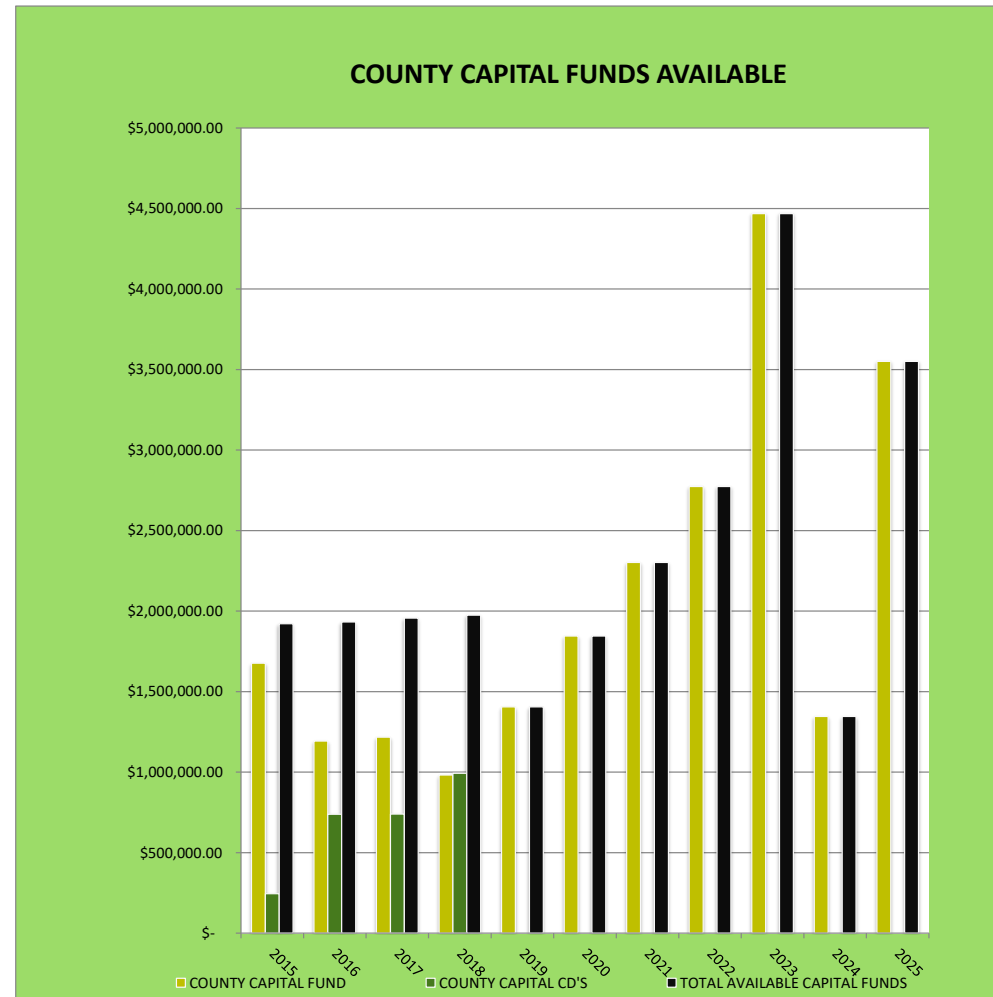
December 2015 - December 2025

<i>MONTH AND YEAR</i>	<i>COUNTY GENERAL FUND</i>	<i>TOTAL AVAILABLE GENERAL FUNDS</i>
31-Dec-15	\$ 4,407,741.40	\$ 4,407,741.40
31-Dec-16	\$ 3,820,675.56	\$ 3,820,675.56
31-Dec-17	\$ 3,475,140.64	\$ 3,475,140.64
31-Dec-18	\$ 4,027,839.59	\$ 4,027,839.59
31-Dec-19	\$ 5,278,075.54	\$ 5,278,075.54
31-Dec-20	\$ 6,289,406.58	\$ 6,289,406.58
31-Dec-21	\$ 8,934,622.14	\$ 8,934,622.14
31-Dec-22	\$ 20,329,199.21	\$ 20,329,199.21
31-Dec-23	\$ 17,591,569.13	\$ 17,591,569.13
31-Dec-24	\$ 11,896,679.69	\$ 11,896,679.69
31-Dec-25	\$ 11,129,996.16	\$ 11,129,996.16



Craighead County, Arkansas ***County Capital Funds Available*** ***December 2015 - December 2025***

<u>MONTH AND YEAR</u>	<u>COUNTY CAPITAL FUND</u>	<u>COUNTY CAPITAL CD'S</u>	<u>TOTAL AVAILABLE CAPITAL FUNDS</u>
31-Dec-15	\$ 1,676,731.44	\$ 245,053.70	\$ 1,921,785.14
31-Dec-16	\$ 1,193,262.03	\$ 738,763.84	\$ 1,932,025.87
31-Dec-17	\$ 1,216,712.19	\$ 739,619.62	\$ 1,956,331.81
31-Dec-18	\$ 982,262.82	\$ 992,533.58	\$ 1,974,796.40
31-Dec-19	\$ 1,405,091.46		\$ 1,405,091.46
31-Dec-20	\$ 1,845,172.68		\$ 1,845,172.68
31-Dec-21	\$ 2,302,119.47		\$ 2,302,119.47
31-Dec-22	\$ 2,773,881.76		\$ 2,773,881.76
31-Dec-23	\$ 4,467,941.37		\$ 4,467,941.37
31-Dec-24	\$ 1,345,075.03		\$ 1,345,075.03
31-Dec-25	\$ 3,551,197.38		\$ 3,551,197.38



CAPITAL FUNDS AVAILABLE

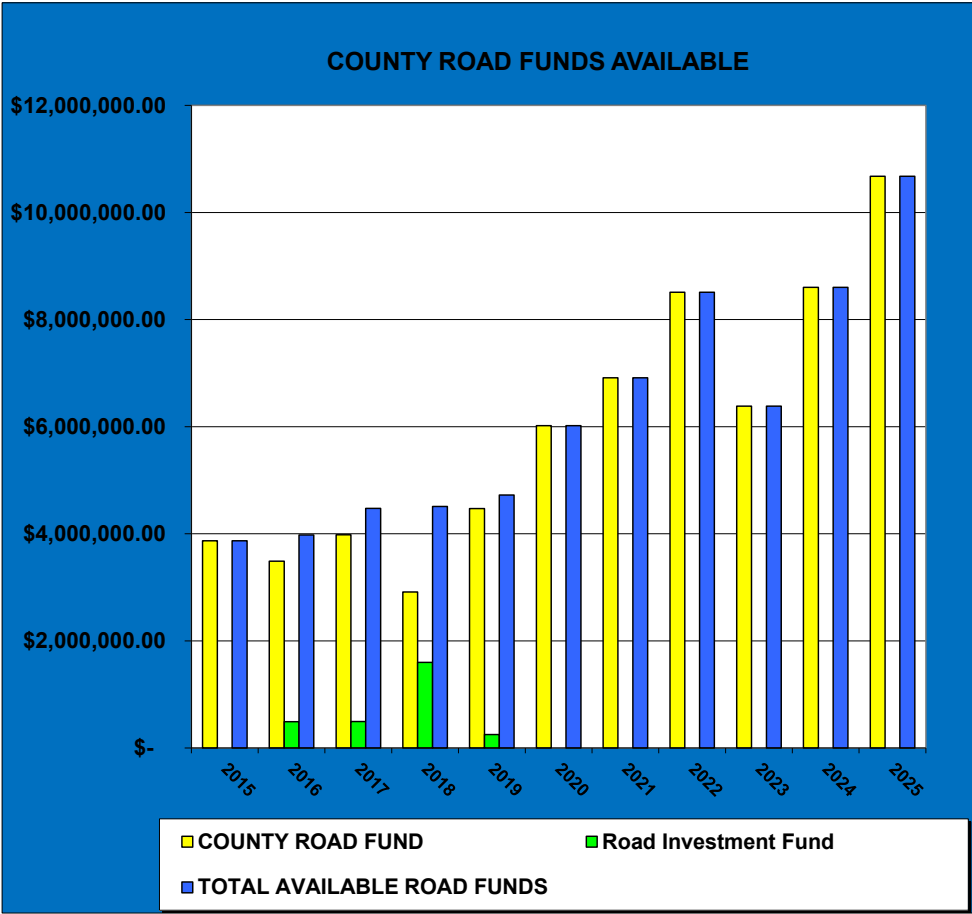


Craighead County, Arkansas

County Road Funds Available

December 2015 - December 2025

MONTH/END YEAR	COUNTY ROAD FUND	Road Investment Fund	TOTAL AVAILABLE ROAD FUNDS
31-Dec-15	\$ 3,869,611.16		\$ 3,869,611.16
31-Dec-16	\$ 3,486,999.79	\$ 490,000.00	\$ 3,976,999.79
31-Dec-17	\$ 3,980,864.57	\$ 493,036.53	\$ 4,473,901.10
31-Dec-18	\$ 2,912,718.05	\$ 1,597,575.15	\$ 4,510,293.20
31-Dec-19	\$ 4,472,224.84	\$ 252,281.09	\$ 4,724,505.93
31-Dec-20	\$ 6,020,128.55	\$ -	\$ 6,020,128.55
31-Dec-21	\$ 6,914,188.33		\$ 6,914,188.33
31-Dec-22	\$ 8,510,853.89		\$ 8,510,853.89
31-Dec-23	\$ 6,384,359.73		\$ 6,384,359.73
31-Dec-24	\$ 8,603,650.65		\$ 8,603,650.65
31-Dec-25	\$ 10,676,459.96		\$ 10,676,459.96



ROAD FUNDS



**911 EMERGENCY SERVICES FUND 3020
FOR CRAIGHEAD COUNTY, UNINCORPORATED
JANUARY - DECEMBER 2025**

								BALANCE
DATE	RECEIPTS	EXCESS COM	INTEREST	COM CHARGED	DISBURSEMENTS	"CASH FLOW"	TRANSFER FROM GENERAL	
								\$ 173,320.83
1/31/2025	\$ 3,393.36		\$ 755.42	\$ (82.97)	\$ (1,449.42)	\$ 2,616.39		\$ 175,937.22
2/28/2025	\$ 1,638.32		\$ 592.99	\$ (44.63)	\$ (490.83)	\$ 1,695.85		\$ 177,633.07
3/31/2025	\$ 1,804.85	\$ 682.62	\$ 622.12	\$ (48.53)	\$ (2,402.25)	\$ 658.81		\$ 178,291.88
4/30/2025	\$ 3,404.32		\$ 668.76	\$ (81.47)	\$ (1,443.66)	\$ 2,547.95		\$ 180,839.83
5/31/2025	\$ 13,679.54		\$ 784.33	\$ (289.27)	\$ (1,443.66)	\$ 12,730.94		\$ 193,570.77
6/30/2025	\$ 1,720.90		\$ 688.30	\$ (48.18)	\$ (1,443.66)	\$ 917.36		\$ 194,488.13
7/31/2025	\$ 734.61		\$ 734.71	\$ (29.38)	\$ (1,441.86)	\$ (1.92)		\$ 194,486.21
8/31/2025	\$ 3,664.64		\$ 763.84	\$ (88.57)	\$ (1,483.41)	\$ 2,856.50		\$ 197,342.71
9/30/2025	\$ 2,303.62		\$ 705.03	\$ (60.16)	\$ (1,483.41)	\$ 1,465.08		\$ 198,807.79
10/31/2025	\$ 3,675.73		\$ 827.17	\$ (90.05)	\$ (1,483.95)	\$ 2,928.90		\$ 201,736.69
11/30/2025	\$ 1,613.23		\$ 727.81	\$ (46.83)	\$ (1,483.84)	\$ 810.37		\$ 202,547.06
12/31/2025	\$ 993.04		\$ 1,002.74	\$ (39.92)	\$ (1,483.84)	\$ 472.02		\$ 203,019.08
TOTAL	\$ 38,626.16	\$ 682.62	\$ 8,873.22	\$ (949.96)	\$ (17,533.79)	\$ 29,698.25	\$ -	\$ 203,019.08

**COUNTY RECORDER'S ACT 768 PF 1995
CRAIGHEAD COUNTY CIRCUIT CLERK
JANUARY - DECEMBER 2025**

BALANCE

DATE	RECEIPTS	EXCESS COM	INTEREST	COM CHARGED	DISBURSEMENTS	"CASH FLOW"	TRANSFER FROM GENERAL	TRANSFER OUT	\$
									130,445.69
1/31/2025	\$ 53,880.50		\$ 520.53	\$ (1,088.02)	\$ (92,599.30)	\$ (39,286.29)		\$ (6,578.16)	\$ 84,581.24
2/28/2025	\$ 54,393.54		\$ 307.17	\$ (1,094.00)	\$ (66,299.04)	\$ (12,692.33)		\$ (7,125.02)	\$ 64,763.89
3/31/2025	\$ 53,930.45	\$ 9,866.83	\$ 675.68	\$ (1,091.21)	\$ (129,384.62)	\$ (66,002.87)	\$ 300,000.00	\$ (14,250.04)	\$ 284,510.98
4/30/2025	\$ 64,710.95		\$ 1,066.86	\$ (1,315.48)	\$ (95,488.92)	\$ (31,026.59)		\$ (7,125.02)	\$ 246,359.37
5/31/2025	\$ 63,078.15		\$ 1,068.36	\$ (1,282.94)	\$ (95,874.58)	\$ (33,011.01)		\$ (7,125.02)	\$ 206,223.34
6/30/2025	\$ 74,672.07		\$ 867.99	\$ (1,510.80)	\$ (76,180.70)	\$ (2,151.44)		\$ (6,076.18)	\$ 197,995.72
7/31/2025	\$ 70,749.40		\$ 854.69	\$ (1,430.31)	\$ (79,474.76)	\$ (9,300.98)		\$ (6,076.18)	\$ 182,618.56
8/31/2025	\$ 70,025.41		\$ 779.32	\$ (1,415.69)	\$ (75,016.11)	\$ (5,627.07)		\$ (6,076.18)	\$ 170,915.31
9/30/2025	\$ 67,426.93		\$ 600.09	\$ (1,360.51)	\$ (111,354.51)	\$ (44,688.00)		\$ (6,076.18)	\$ 120,151.13
10/31/2025	\$ 66,806.06		\$ 496.43	\$ (1,346.05)	\$ (116,945.05)	\$ (50,988.61)		\$ (6,221.00)	\$ 62,941.52
11/30/2025	\$ 72,366.26		\$ 345.98	\$ (1,454.25)	\$ (74,628.78)	\$ (3,370.79)		\$ (6,076.18)	\$ 53,494.55
12/31/2025	\$ 56,875.43		\$ 334.83	\$ (1,144.21)	\$ (83,864.21)	\$ (27,798.16)		\$ (6,076.18)	\$ 25,696.39
TOTAL	\$ 768,915.15	\$ 9,866.83	\$ 7,917.93	\$ (15,533.47)	\$ (1,097,110.58)	\$ (325,944.14)	\$ 300,000.00	\$ (84,881.34)	\$ 19,620.21

County General Transfers

Date	Amount	
2/2/2010	(100,000.00)	To County General
1/25/2011	(50,000.00)	To County General
2/7/2012	(54,000.00)	To County General
12/30/2014	(50,000.00)	To County General
12/30/2016	65,000.00	From County General
6/1/2017	89,662.68	From County General
12/17/2017	6,700.00	From County General
3/14/2025	300,000.00	From County General

STATE TURNBACK RECEIPTS BY MONTH
FOR CRAIGHEAD COUNTY, UNINCORPORATED
2018-2025

	GENERAL FUND	ROAD FUND	TOTAL TURNBACK
JAN 2018	52,480.81	234,576.25	\$ 287,057.06
FEB 2018	15,940.26	240,075.96	\$ 256,016.22
MAR 2018	15,940.26	211,199.39	\$ 227,139.65
APR 2018	15,940.26	231,224.32	\$ 247,164.58
MAY 2018	15,940.26	240,909.39	\$ 256,849.65
JUN 2018	15,940.26	236,081.26	\$ 252,021.52
JUL 2018	151,339.66	253,248.24	\$ 404,587.90
AUG 2018	12,234.28	231,069.38	\$ 243,303.66
SEP 2018	15,940.26	236,251.15	\$ 252,191.41
OCT 2018	15,940.26	246,990.13	\$ 262,930.39
NOV 2018	15,940.26	224,935.48	\$ 240,875.74
DEC 2018	15,940.26	233,431.94	\$ 249,372.20
	<u>359,517.09</u>	<u>2,819,992.89</u>	<u>3,179,509.98</u>

	GENERAL FUND	ROAD FUND	TOTAL TURNBACK
JAN 2019	52,477.58	246,841.47	\$ 299,319.05
FEB 2019	15,942.56	236,490.49	\$ 252,433.05
MAR 2019	15,942.56	226,874.77	\$ 242,817.33
APR 2019	15,942.56	240,361.04	\$ 256,303.60
MAY 2019	53,485.51	241,504.57	\$ 294,990.08
JUN 2019	15,942.56	248,854.43	\$ 264,796.99
JUL 2019	144,996.82	245,421.74	\$ 390,418.56
AUG 2019	12,496.19	244,084.44	\$ 256,580.63
SEP 2019	15,942.39	247,975.52	\$ 263,917.91
OCT 2019	15,942.39	242,267.05	\$ 258,209.44
NOV 2019	15,942.39	233,190.33	\$ 249,132.72
DEC 2019	15,942.39	237,999.41	\$ 253,941.80
	<u>390,995.90</u>	<u>2,891,865.26</u>	<u>3,282,861.16</u>

	GENERAL FUND	ROAD FUND	TOTAL TURNBACK
JAN 2020	52,479.71	286,258.56	\$ 338,738.27
FEB 2020	15,945.28	263,706.83	\$ 279,652.11
MAR 2020	15,245.28	239,396.93	\$ 254,642.21
APR 2020	11,838.94	254,548.17	\$ 266,387.11
MAY 2020	31,143.90	243,955.73	\$ 275,099.63
JUN 2020	11,838.94	228,571.97	\$ 240,410.91
JUL 2020	162,836.19	234,175.06	\$ 397,011.25
AUG 2020	27,477.21	261,839.30	\$ 289,316.51
SEP 2020	7,608.96	259,095.73	\$ 266,704.69
OCT 2020	11,051.87	264,821.85	\$ 275,873.72
NOV 2020	11,051.87	258,525.50	\$ 269,577.37
DEC 2020	11,051.87	246,003.55	\$ 257,055.42
	<u>369,570.02</u>	<u>3,040,899.18</u>	<u>3,410,469.20</u>

	GENERAL FUND	ROAD FUND	TOTAL TURNBACK
JAN 2021	47,589.19	277,959.57	\$ 325,548.76
FEB 2021	11,051.87	273,299.07	\$ 284,350.94
MAR 2021	11,035.03	234,328.97	\$ 245,364.00
APR 2021	11,016.12	262,266.10	\$ 273,282.22
MAY 2021	11,035.03	317,100.69	\$ 328,135.72
JUN 2021	30,608.64	282,004.64	\$ 312,613.28
JUL 2021	302,905.99	309,089.81	\$ 611,995.80
AUG 2021	32,130.79	289,201.52	\$ 321,332.31
SEP 2021	14,297.31	284,670.78	\$ 298,968.09
OCT 2021	15,593.31	313,900.62	\$ 329,493.93
NOV 2021	15,593.31	320,793.87	\$ 336,387.18
DEC 2021	15,593.31	291,973.50	\$ 307,566.81
	<u>518,449.90</u>	<u>3,456,589.14</u>	<u>3,975,039.04</u>

	GENERAL FUND	ROAD FUND	TOTAL TURNBACK
JAN 2022	54,060.87	331,590.98	\$ 385,651.85
FEB 2022	15,559.84	319,162.78	\$ 334,722.62
MAR 2022	15,559.84	266,381.25	\$ 281,941.09
APR 2022	15,559.84	318,212.80	\$ 333,772.64
MAY 2022	15,559.84	316,037.26	\$ 331,597.10
JUN 2022	15,559.84	307,301.03	\$ 322,860.87
JUL 2022	399,589.21	327,627.50	\$ 727,216.71
AUG 2022	12,030.25	339,535.63	\$ 351,565.88
SEP 2022	27,657.33	323,606.57	\$ 351,263.90
OCT 2022	15,559.84	336,335.74	\$ 351,895.58
NOV 2022	15,559.84	326,341.57	\$ 341,901.41
DEC 2022	15,559.84	333,342.12	\$ 348,901.96
	<u>617,816.38</u>	<u>3,845,475.23</u>	<u>4,463,291.61</u>

	GENERAL FUND	ROAD FUND	TOTAL TURNBACK
JAN 2023	54,027.40	327,969.17	\$ 381,996.57
FEB 2023	15,543.24	330,010.39	\$ 345,553.63
MAR 2023	15,543.24	266,088.91	\$ 281,632.15
APR 2023	15,543.24	326,263.54	\$ 341,806.78
MAY 2023	15,543.24	300,563.67	\$ 316,106.91
JUN 2023	15,543.24	325,031.52	\$ 340,574.76
JUL 2023	327,473.05	333,645.50	\$ 661,118.55
AUG 2023	26,490.68	304,669.47	\$ 331,160.15
SEP 2023	17,260.55	328,039.40	\$ 345,299.95
OCT 2023	17,260.55	325,708.59	\$ 342,969.14
NOV 2023	17,260.55	296,874.65	\$ 314,135.20
DEC 2023	17,260.55	306,777.73	\$ 324,038.28
	<u>554,749.53</u>	<u>3,771,642.54</u>	<u>4,326,392.07</u>

	GENERAL FUND	ROAD FUND	TOTAL TURNBACK
JAN 2024	55,728.11	314,003.48	\$ 369,731.59
FEB 2024	17,254.28	330,796.73	\$ 348,051.01
MAR 2024	17,254.28	280,156.44	\$ 297,410.72
APR 2024	17,254.28	308,083.48	\$ 325,337.76
MAY 2024	17,254.28	326,116.53	\$ 343,370.81
JUN 2024	17,254.28	319,476.61	\$ 336,730.89
JUL 2024	279,880.96	320,246.54	\$ 600,127.50
AUG 2024	47,449.16	312,271.12	\$ 359,720.28
SEP 2024	24,930.30	319,143.48	\$ 344,073.78
OCT 2024	24,930.30	266,057.14	\$ 290,987.44
NOV 2024	24,930.30	296,939.27	\$ 321,869.57
DEC 2024	24,930.30	288,474.77	\$ 313,405.07
	<u>569,050.83</u>	<u>3,681,765.59</u>	<u>4,250,816.42</u>

	GENERAL FUND	ROAD FUND	TOTAL TURNBACK
JAN 2025	63,397.86	331,491.32	\$ 394,889.18
FEB 2025	24,907.87	317,284.36	\$ 342,192.23
MAR 2025	24,907.87	267,230.04	\$ 292,137.91
APR 2025	24,907.87	315,497.71	\$ 340,405.58
MAY 2025	24,907.87	317,685.61	\$ 342,593.48
JUN 2025	24,907.87	331,528.49	\$ 356,436.36
JUL 2025	297,980.45	303,776.52	\$ 601,756.97
AUG 2025	32,653.67	316,577.26	\$ 349,230.93
SEP 2025	24,907.87	333,372.57	\$ 358,280.44
OCT 2025	24,907.87	316,066.99	\$ 340,974.86
NOV 2025	24,907.87	304,773.55	\$ 329,681.42
DEC 2025	24,907.87	300,479.91	\$ 325,387.78
	<u>618,202.81</u>	<u>3,755,764.33</u>	<u>4,373,967.14</u>

Craighead County Library and Jonesboro Public Library Tax Disbursements in 2025

Jonesboro Public Library

01/31/25	02/28/25	03/31/25	04/30/25	05/31/25	06/30/25	07/31/25	08/31/25	09/30/25	10/31/25	11/30/25	12/31/25	Totals
\$ 121,266.27	\$ 8,923.84	\$ 41,198.25	\$ 98,157.53	\$ 378,952.66	\$ 65,571.00	\$ 43,717.64	\$ 32,040.64	\$ 61,574.15	\$ 255,773.00	\$ 615,334.19	\$ 198,227.63	\$ 1,920,736.80
\$ 121,266.27	\$ 8,923.84	\$ 41,198.25	\$ 98,157.53	\$ 378,952.66	\$ 65,571.00	\$ 43,717.64	\$ 32,040.64	\$ 61,574.15	\$ 255,773.00	\$ 615,334.19	\$ 198,227.63	\$ 1,920,736.80
65.60%	64.58%	72.23%	69.16%	67.71%	80.07%	71.38%	74.97%	77.65%	80.43%	74.23%	70.44%	72.46%

Craighead County Library

01/31/25	02/28/25	03/31/25	04/30/25	05/31/25	06/30/25	07/31/25	08/31/25	09/30/25	10/31/25	11/30/25	12/31/25	Totals
\$ 63,591.63	\$ 4,895.19	\$ 15,839.66	\$ 43,763.34	\$ 180,734.68	\$ 16,324.76	\$ 17,531.09	\$ 10,696.88	\$ 17,726.72	\$ 62,217.66	\$ 213,652.50	\$ 83,182.12	\$ 730,156.23
\$ 63,591.63	\$ 4,895.19	\$ 15,839.66	\$ 43,763.34	\$ 180,734.68	\$ 16,324.76	\$ 17,531.09	\$ 10,696.88	\$ 17,726.72	\$ 62,217.66	\$ 213,652.50	\$ 83,182.12	\$ 730,156.23
34.40%	35.42%	27.77%	30.84%	32.29%	19.93%	28.62%	25.03%	22.35%	19.57%	25.77%	29.56%	27.54%

UNAUDITED, INTERNALLY PREPARED REPORT

TOTAL SALES TAX RECEIPTS BY MONTH
FOR CRAIGHEAD COUNTY, ARKANSAS 1% TAX
JANUARY 2019-DECEMBER 2025

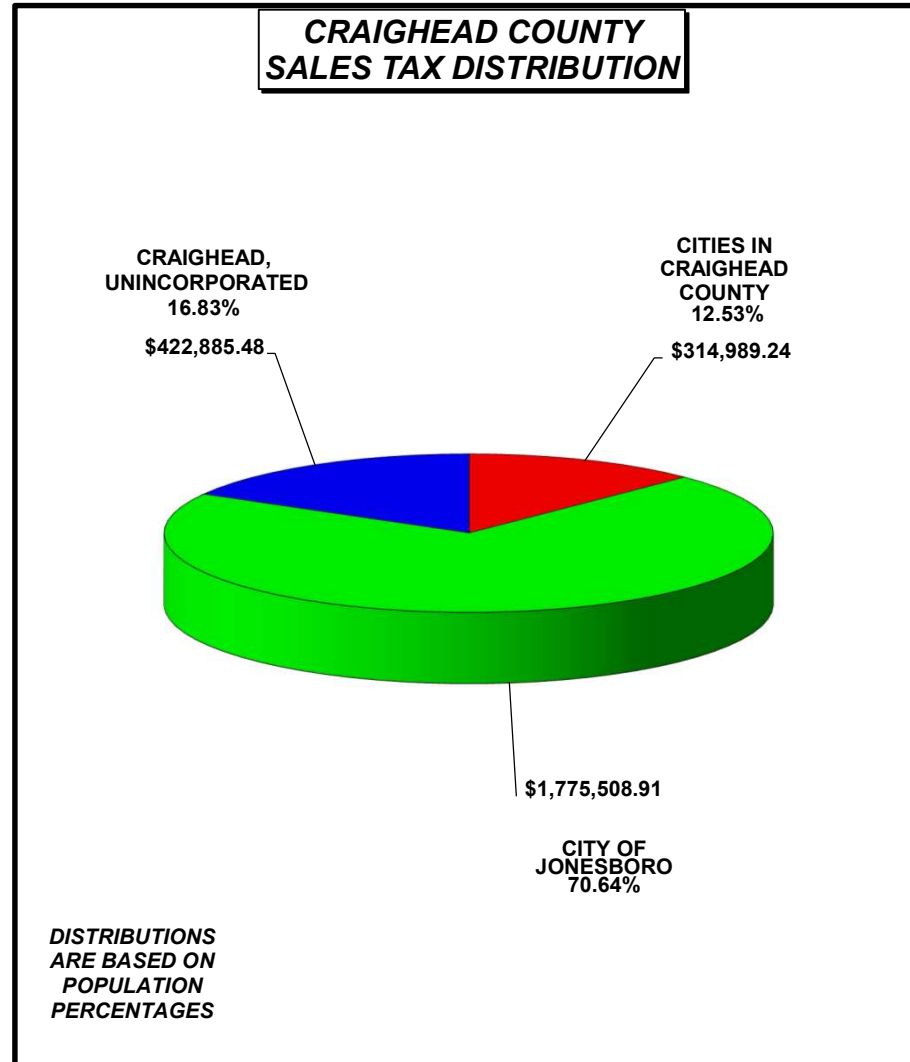

	2025	2024	2023	2022	2021	2020	2019
JAN	\$ 2,439,646.31	\$ 2,677,958.84	\$ 2,438,750.07	\$ 2,344,585.47	\$ 1,950,348.04	\$ 1,887,945.41	\$ 1,773,495.44
FEB	\$ 2,857,662.98	\$ 2,833,338.53	\$ 2,947,566.01	\$ 2,742,144.29	\$ 2,313,783.98	\$ 2,164,524.89	\$ 2,142,668.11
MAR	\$ 2,244,574.54	\$ 2,216,324.38	\$ 2,307,430.26	\$ 2,000,990.06	\$ 1,943,953.54	\$ 1,673,989.82	\$ 1,619,866.22
APR	\$ 2,271,916.83	\$ 2,345,480.62	\$ 2,349,180.59	\$ 2,020,237.06	\$ 1,682,760.34	\$ 1,758,009.04	\$ 1,559,136.63
MAY	\$ 2,657,839.84	\$ 2,594,925.72	\$ 2,482,369.67	\$ 2,509,424.89	\$ 2,404,063.33	\$ 1,785,723.05	\$ 1,737,595.95
JUN	\$ 2,497,557.00	\$ 2,398,155.14	\$ 2,531,509.00	\$ 2,277,953.78	\$ 2,257,732.31	\$ 1,727,848.86	\$ 1,758,864.98
JUL	\$ 2,551,850.93	\$ 2,402,722.33	\$ 2,457,002.51	\$ 2,322,853.83	\$ 2,218,412.93	\$ 1,909,889.65	\$ 1,728,735.74
AUG	\$ 2,546,648.26	\$ 2,453,342.22	\$ 2,441,055.35	\$ 2,525,686.77	\$ 2,292,489.66	\$ 1,986,168.83	\$ 1,772,451.14
SEP	\$ 2,545,495.09	\$ 2,472,501.04	\$ 2,445,081.29	\$ 2,409,066.76	\$ 2,275,738.71	\$ 2,014,486.20	\$ 1,754,997.84
OCT	\$ 2,656,003.55	\$ 2,585,302.48	\$ 2,543,799.12	\$ 2,441,430.46	\$ 2,291,423.50	\$ 1,928,089.86	\$ 1,833,542.59
NOV	\$ 2,584,865.44	\$ 2,410,637.92	\$ 2,523,515.37	\$ 2,450,286.30	\$ 2,251,535.57	\$ 2,037,522.66	\$ 1,804,200.70
DEC	\$ 2,513,383.63	\$ 2,494,398.86	\$ 2,445,722.22	\$ 2,230,930.93	\$ 2,203,928.96	\$ 1,865,377.46	\$ 1,796,360.65
TOTAL	\$ 30,367,444.40	\$ 29,885,088.08	\$ 29,912,981.46	\$ 28,275,590.60	\$ 26,086,170.87	\$ 22,739,575.73	\$ 21,281,915.99
JAN % CHANGE	91.10%	109.81%	104.02%	120.21%	103.31%	106.45%	#DIV/0!
FEB % CHANGE	100.86%	96.12%	107.49%	118.51%	106.90%	101.02%	#DIV/0!
MAR % CHANGE	101.27%	96.05%	115.31%	102.93%	116.13%	103.34%	#DIV/0!
APR % CHANGE	96.86%	99.84%	116.28%	120.05%	95.72%	112.76%	#DIV/0!
MAY % CHANGE	102.42%	104.53%	98.92%	104.38%	134.63%	102.77%	#DIV/0!
JUN % CHANGE	104.14%	94.73%	111.13%	100.90%	130.67%	98.24%	#DIV/0!
JUL % CHANGE	106.21%	97.79%	105.78%	104.71%	116.15%	110.48%	#DIV/0!
AUG % CHANGE	103.80%	100.50%	96.65%	110.17%	115.42%	112.06%	#DIV/0!
SEP % CHANGE	102.95%	101.12%	101.49%	105.86%	112.97%	114.79%	#DIV/0!
OCT % CHANGE	102.73%	101.63%	104.19%	106.55%	118.84%	105.16%	#DIV/0!
NOV % CHANGE	107.23%	95.53%	102.99%	108.83%	110.50%	112.93%	#DIV/0!
DEC % CHANGE	100.76%	101.99%	109.63%	101.23%	118.15%	103.84%	#DIV/0!
JAN - DEC % CHANGE	101.61%	99.91%	105.79%	108.39%	114.72%	106.85%	#DIV/0!
THIS IS THE TOTAL AMOUNT OF THE COUNTY-WIDE 1% COUNTY-WIDE SALES TAX DISTRIBUTED BY POPULATION							

	JANUARY	FEBRUARY	MARCH	APRIL	MAY	JUNE	JULY	AUGUST	SEPTEMBER	OCTOBER	NOVEMBER	DECEMBER	TOTAL
BAY	\$ 41,146.59	\$ 48,196.78	\$ 37,856.55	\$ 38,317.70	\$ 44,826.60	\$ 42,123.30	\$ 43,039.01	\$ 42,951.26	\$ 42,931.82	\$ 44,795.63	\$ 43,595.83	\$ 42,390.23	\$ 512,171.30
BLACK OAK	\$ 5,110.42	\$ 5,986.06	\$ 4,701.80	\$ 4,759.07	\$ 5,567.48	\$ 5,231.73	\$ 5,345.46	\$ 5,334.57	\$ 5,332.15	\$ 5,563.64	\$ 5,414.62	\$ 5,264.88	\$ 63,611.88
BONO	\$ 52,836.96	\$ 61,890.21	\$ 48,612.17	\$ 49,204.34	\$ 57,562.52	\$ 54,091.17	\$ 55,267.05	\$ 55,154.37	\$ 55,129.39	\$ 57,522.75	\$ 55,982.06	\$ 54,433.94	\$ 657,686.93
BROOKLAND	\$ 89,136.33	\$ 104,409.22	\$ 82,009.07	\$ 83,008.06	\$ 97,108.37	\$ 91,252.18	\$ 93,235.90	\$ 93,045.81	\$ 93,003.68	\$ 97,041.28	\$ 94,442.14	\$ 91,830.43	\$ 1,109,522.47
CARAWAY	\$ 24,850.26	\$ 29,108.18	\$ 22,863.26	\$ 23,141.77	\$ 27,072.78	\$ 25,440.14	\$ 25,993.18	\$ 25,940.18	\$ 25,928.44	\$ 27,054.08	\$ 26,329.46	\$ 25,601.35	\$ 309,323.08
CASH	\$ 6,141.28	\$ 7,193.55	\$ 5,650.23	\$ 5,719.06	\$ 6,690.54	\$ 6,287.06	\$ 6,423.73	\$ 6,410.64	\$ 6,407.73	\$ 6,685.91	\$ 6,506.84	\$ 6,326.90	\$ 76,443.47
CRAIGHEAD COUNTY	\$ 410,478.92	\$ 480,811.67	\$ 377,657.42	\$ 382,257.86	\$ 447,190.73	\$ 420,222.59	\$ 429,357.73	\$ 428,482.37	\$ 428,288.34	\$ 446,881.77	\$ 434,912.54	\$ 422,885.48	\$ 5,109,427.42
EGYPT	\$ 2,478.45	\$ 2,903.11	\$ 2,280.27	\$ 2,308.05	\$ 2,700.11	\$ 2,537.28	\$ 2,592.44	\$ 2,587.15	\$ 2,585.98	\$ 2,698.24	\$ 2,625.97	\$ 2,553.36	\$ 30,850.41
JONESBORO	\$ 1,723,419.27	\$ 2,018,715.34	\$ 1,585,616.32	\$ 1,604,931.51	\$ 1,877,555.93	\$ 1,764,328.64	\$ 1,802,683.05	\$ 1,799,007.77	\$ 1,798,193.15	\$ 1,876,258.73	\$ 1,826,005.22	\$ 1,775,508.91	\$ 21,452,223.84
LAKE CITY	\$ 51,016.51	\$ 59,757.84	\$ 46,937.28	\$ 47,509.04	\$ 55,579.25	\$ 52,227.50	\$ 53,362.87	\$ 53,254.07	\$ 53,229.96	\$ 55,540.85	\$ 54,053.25	\$ 52,558.46	\$ 635,026.88
MONETTE	\$ 33,031.32	\$ 38,691.02	\$ 30,390.17	\$ 30,760.37	\$ 35,985.53	\$ 33,815.41	\$ 34,550.51	\$ 34,480.07	\$ 34,464.45	\$ 35,960.67	\$ 34,997.51	\$ 34,029.69	\$ 411,156.72
	\$ 2,439,646.31	\$ 2,857,662.98	\$ 2,244,574.54	\$ 2,271,916.83	\$ 2,657,839.84	\$ 2,497,557.00	\$ 2,551,850.93	\$ 2,546,648.26	\$ 2,545,495.09	\$ 2,656,003.55	\$ 2,584,865.44	\$ 2,513,383.63	\$ 30,367,444.40

\$	422,885.48	
FUND 1000 COUNTY GENERAL RECEIVES 40%	\$ 169,154.19	
FUND 1892 CAPITAL FUND RECEIVES 10%	\$ 42,288.55	
FUND 2000 COUNTY ROAD RECEIVES 50%	\$ 211,442.74	
CRAIGHEAD COUNTY 1% SALES TAX PORTION	<u>\$ 422,885.48</u>	

CRAIGHEAD COUNTY SALES TAX DISTRIBUTIONS DECEMBER 2025

<u>CITY IN CRAIGHEAD</u>		<u>POPULATION %</u>	
BAY	\$ 42,390.23	1.69%	
BLACK OAK	\$ 5,264.88	0.21%	
BONO	\$ 54,433.94	2.17%	
BROOKLAND	\$ 91,830.43	3.65%	
CARAWAY	\$ 25,601.35	1.02%	
CASH	\$ 6,326.90	0.25%	
EGYPT	\$ 2,553.36	0.10%	
LAKE CITY	\$ 52,558.46	2.09%	
MONETTE	\$ 34,029.69	1.35%	
CITIES IN CRAIGHEAD	\$ 314,989.24		●
CITY OF JONESBORO	\$ 1,775,508.91		●
CRAIGHEAD COUNTY	\$ 422,885.48		●
TOTAL SALES TAX	\$ 2,513,383.63		



COUNTY SALES AND USE TAX FUNDS DISTRIBUTIONS FOR NOVEMBER 2025, EFFECTIVE DATE 12/24/2025


COUNTY TREASURER'S OFFICE

\$	422,885.48	16.8253455%
\$	314,989.24	12.5324776%
\$	1,775,508.91	70.6421769%
\$	2,513,383.63	100.00%

CRAIGHEAD COUNTY SALES TAX DISTRIBUTIONS YEAR TO DATE 2025

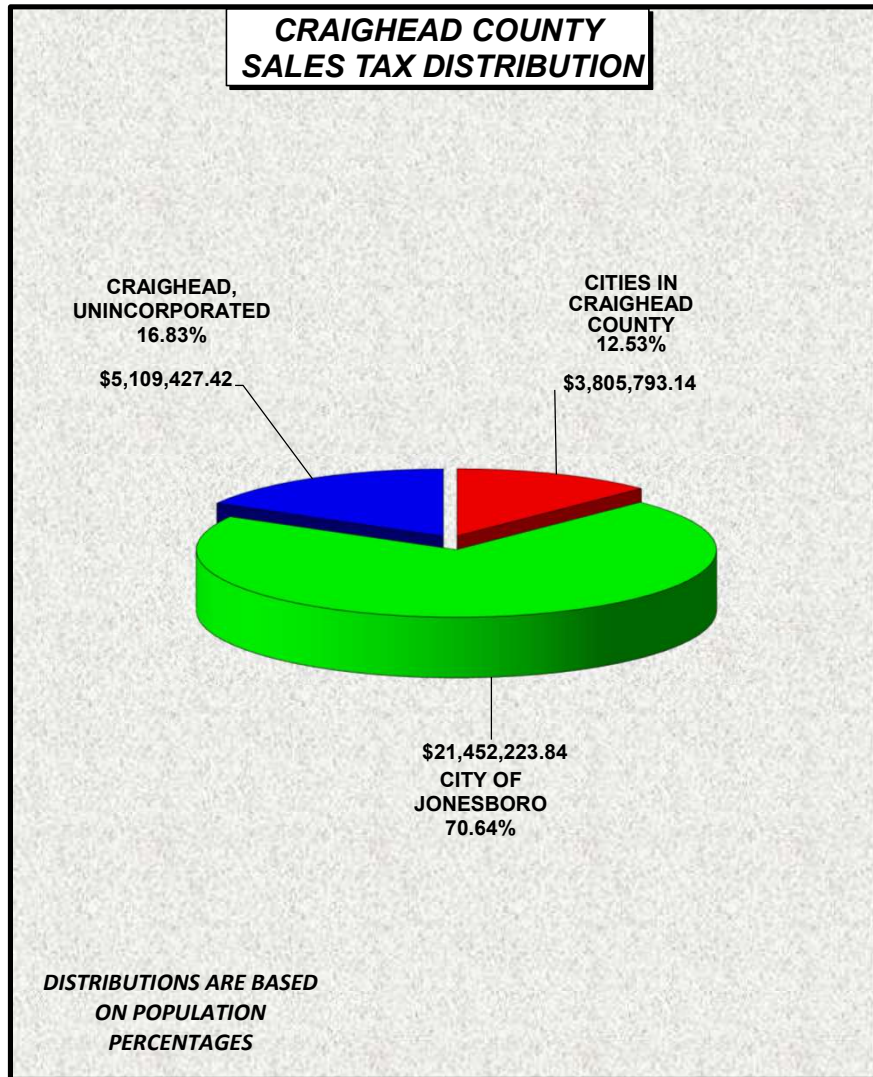
<u>CITY IN CRAIGHEAD</u>		<u>POPULATION %</u>
BAY	\$ 512,171.30	1.69%
BLACK OAK	\$ 63,611.88	0.21%
BONO	\$ 657,686.93	2.17%
BROOKLAND	\$ 1,109,522.47	3.65%
CARAWAY	\$ 309,323.08	1.02%
CASH	\$ 76,443.47	0.25%
EGYPT	\$ 30,850.41	0.10%
LAKE CITY	\$ 635,026.88	2.09%
MONETTE	\$ 411,156.72	1.35%
CITIES IN CRAIGHEAD	\$ 3,805,793.14	
CITY OF JONESBORO	\$ 21,452,223.84	
CRAIGHEAD RURAL	\$ 5,109,427.42	
TOTAL SALES TAX	\$ 30,367,444.40	

YEAR TO DATE SALES AND USE TAX



COUNTY SALES AND USE TAX DISTRIBUTIONS

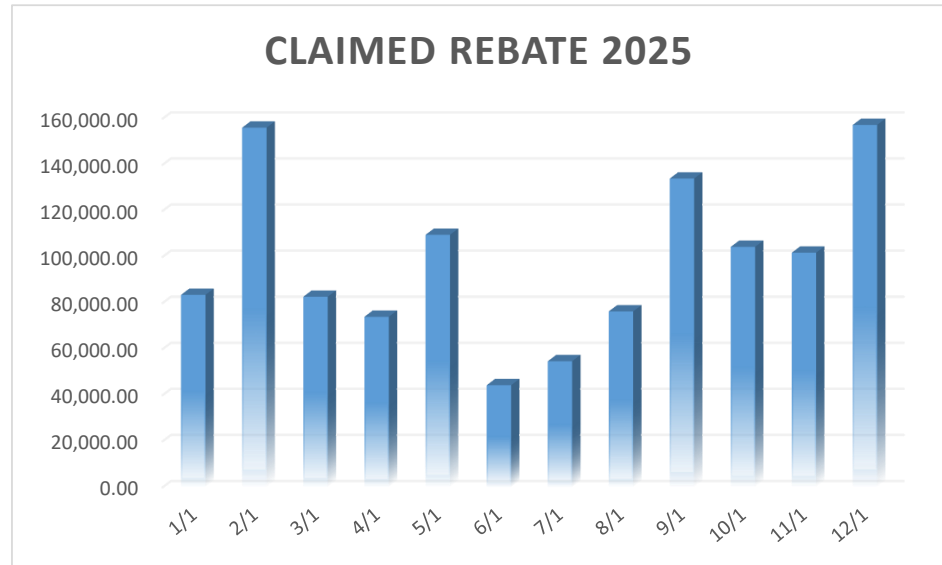
\$	5,109,427.42	16.82534543%
\$	3,805,793.14	12.53247751%
\$	21,452,223.84	70.64217705%
\$	30,367,444.40	100.00%



LOCAL REBATE CLAIMED

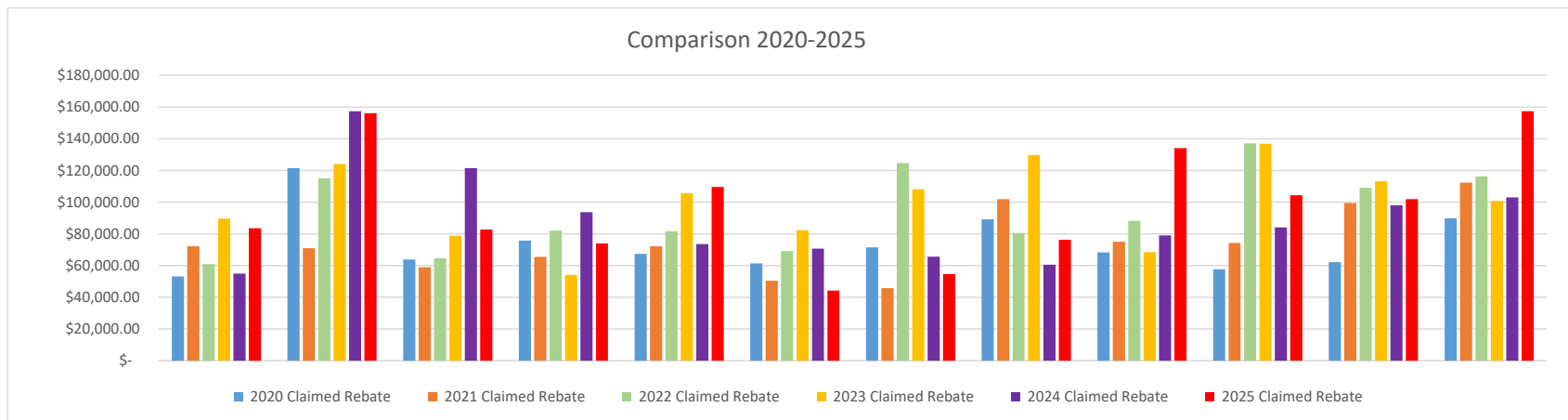
**DEPARTMENT OF FINANCE AND ADMINISTRATION
SALES AND USE TAX**

Date	Return Period	Claimed Rebate
1/1/2025	Nov-24	83,536.25
2/1/2025	Dec-24	156,117.18
3/1/2025	Jan-25	82,691.07
4/1/2025	Feb-25	74,000.90
5/1/2025	Mar-25	109,589.82
6/1/2025	Apr-25	44,320.16
7/1/2025	May-25	54,734.45
8/1/2025	Jun-25	76,336.56
9/1/2025	Jul-25	134,011.53
10/1/2025	Aug-25	104,369.35
11/1/2025	Sep-25	101,829.01
12/1/2025	Oct-25	157,289.63
		\$ 1,178,825.91



LOCAL REBATE CLAIMED
DEPARTMENT OF FINANCE AND ADMINISTRATION
SALES AND USE TAX

Date	2020 Claimed Rebate	2021 Claimed Rebate	2022 Claimed Rebate	2023 Claimed Rebate	2024 Claimed Rebate	2025 Claimed Rebate	Amt Difference	% Change
January	\$ 53,158.57	\$ 72,186.74	\$ 60,921.21	\$ 89,616.29	\$ 54,915.36	\$ 83,536.25	28,620.89	152.12%
February	\$ 121,474.20	\$ 70,980.10	\$ 115,046.52	\$ 124,136.29	\$ 157,280.33	\$ 156,117.18	(1,163.15)	99.26%
March	\$ 63,822.29	\$ 58,929.00	\$ 64,651.99	\$ 78,773.89	\$ 121,405.18	\$ 82,691.07	(38,714.11)	68.11%
April	\$ 75,767.73	\$ 65,507.17	\$ 82,102.50	\$ 54,080.59	\$ 93,658.56	\$ 74,000.90	(19,657.66)	79.01%
May	\$ 67,359.94	\$ 72,249.85	\$ 81,656.15	\$ 105,538.45	\$ 73,547.62	\$ 109,589.82	36,042.20	149.01%
June	\$ 61,426.00	\$ 50,466.69	\$ 69,186.98	\$ 82,356.88	\$ 70,660.79	\$ 44,320.16	(26,340.63)	62.72%
July	\$ 71,446.71	\$ 45,771.99	\$ 124,592.91	\$ 108,148.80	\$ 65,678.46	\$ 54,734.45	(10,944.01)	83.34%
August	\$ 89,169.75	\$ 101,896.61	\$ 80,593.38	\$ 129,725.33	\$ 60,573.33	\$ 76,336.56	15,763.23	126.02%
September	\$ 68,312.11	\$ 75,011.54	\$ 88,172.85	\$ 68,479.50	\$ 78,992.84	\$ 134,011.53	55,018.69	169.65%
October	\$ 57,691.56	\$ 74,285.84	\$ 137,093.74	\$ 136,763.51	\$ 84,041.18	\$ 104,369.35	20,328.17	124.19%
November	\$ 62,239.05	\$ 99,459.25	\$ 109,000.12	\$ 113,312.58	\$ 98,025.90	\$ 101,829.01	3,803.11	103.88%
December	\$ 89,883.78	\$ 112,246.57	\$ 116,232.38	\$ 100,765.95	\$ 103,028.41	\$ 157,289.63	54,261.22	152.67%
	\$ 881,751.69	\$ 898,991.35	\$ 1,129,250.73	\$ 1,191,698.06	\$ 1,061,807.96	\$ 1,178,825.91	\$ 117,017.95	114.16%



Fund 3521
Homeland Security Grant Program
2024-2025

DATE	RECEIPTS	EXCESS COM	INTEREST	COM CHARGED	DISBURSEMENTS	"CASH FLOW"	TRANSFER FROM GENERAL	TRANSFER TO GENERAL	
2024	\$ 442,146.93	\$ -	\$ -	\$ -	\$ (579,625.41)	\$ (137,478.48)	\$ -	\$ -	\$ (137,478.48)
2025	\$ 478,926.65	\$ -	\$ -	\$ -	\$ (342,473.80)	\$ 136,452.85	\$ -	\$ -	\$ (1,025.63)
TOTAL	\$ 921,073.58	\$ -	\$ -	\$ -	\$ (922,099.21)	\$ (1,025.63)	\$ -	\$ -	\$ (1,025.63)